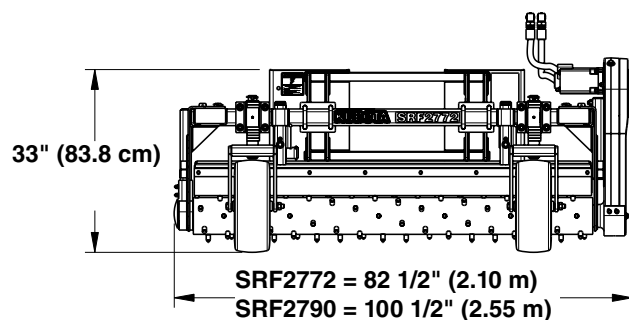
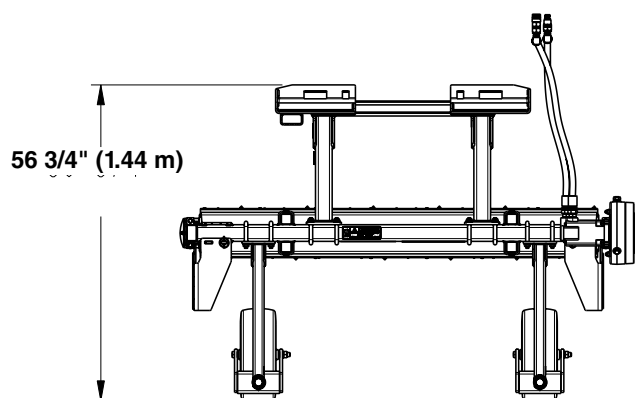


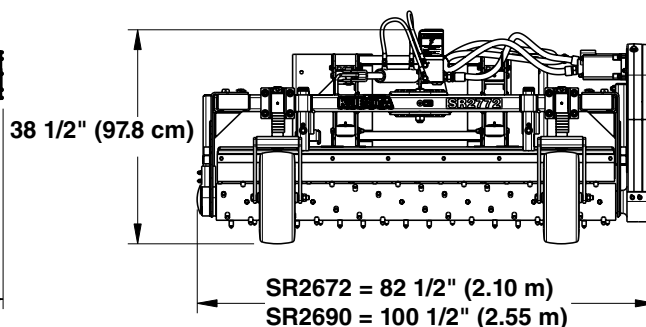
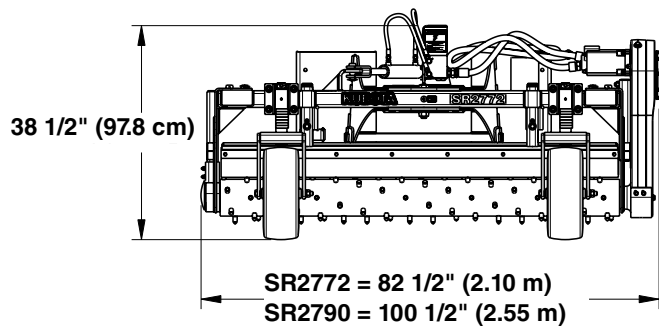
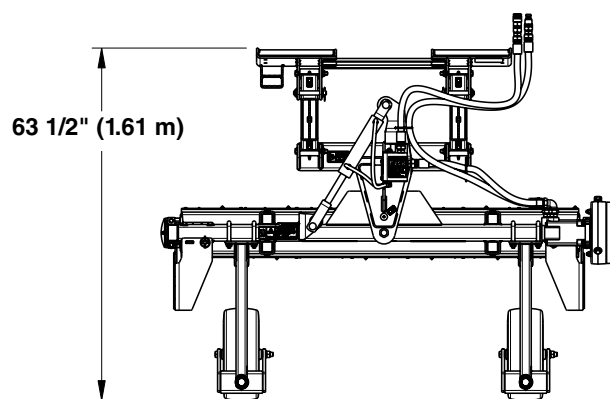
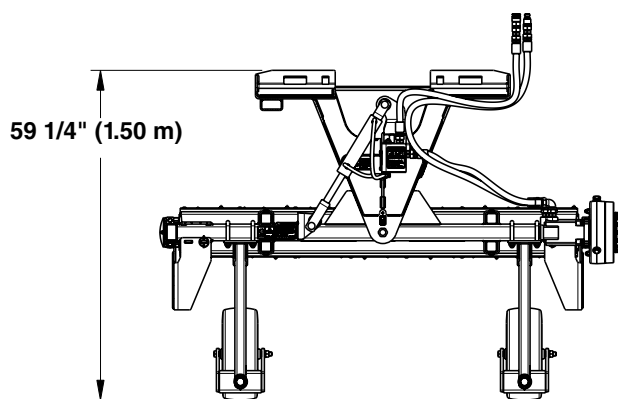
## SR27 Series Skid Steer Powered Rakes

Specifications & Capacities				
Model Numbers	SRF2772	SRF2790	SR2772	SR2790
Hydraulic flow requirements	12 - 24 gpm (45.4 - 90.8 lpm)	15 - 24 gpm (56.8 - 90.8 lpm)	12 - 24 gpm (45.4 - 90.8 lpm)	15 - 24 gpm (56.8 - 90.8 lpm)
Hydraulic pressure range	2250 to 3500 psi (15.51 to 24.13 MPa)	2250 to 3500 psi (15.51 to 24.13 MPa)	2250 to 3500 psi (15.51 to 24.13 MPa)	2250 to 3500 psi (15.51 to 24.13 MPa)
Non-angled working width	72" (1.83 m)	90" (2.29 m)	72" (1.83 m)	90" (2.29 m)
Angled working width	N/A	N/A	67 5/8" (1.72 m)	84 1/2" (2.15 m)
Overall angled width	N/A	N/A	77 1/2" (1.97 m)	94 1/2" (2.40 m)
Weight without options: With float Without float	N/A 867 lbs (393.3 kg)	N/A 883 lbs (400.5 kg)	1,005 lbs (455.9 kg) 988 lbs (448.1 kg)	1,119 lbs (507.6 kg) 1,102 lbs (499.9 kg)
Direction of travel	Bi-directional			
Material control blade	2 each - 1/2" x 5" (1.3 cm x 12.7 cm) urethane			
Spike roller	9 3/8" (23.8 cm) Dia. with 3/4" x 1 1/2" (1.9 cm x 3.8 cm) carbide tipped studs			
Roller speed	Variable from 200 - 350 rpm			
Roller side bearings	Roller Bearings			
Drive chain	#50 Double continuous roller chain, high tensile, enclosed in oil bath			
Side plates	Standard, Removable with Storage Rack			
Gauge wheels / depth control	2 Each 16.5" x 6.5" air tires w/ sealant and 3/4" (19 mm) roller bearings and spacer height adjustment			
Skid shoes	Replaceable			
Chaincase lubrication	2 1/2 Pints (1.18 L) of Shell Gadus S2 V220 00 flowable grease or equivalent Part No. 821-045C (32oz. bottle) (946 mL) Add gear lube until it escapes from lower plug hole.			
Options				
Hitch	Fixed hitch Angle hitch Angle/float hitch	Standard N/A N/A	N/A Available Available	
Angle actuator for angling 20° left & right	Hydraulically Manually	N/A N/A	2" x 8" Cylinder with solenoid valve ratchet jack	
Wire harness for solenoid hook-up	Kit #323-094A Kit #323-096A Kit #323-097A	N/A	14 Pin Connect 2 Pin connect with 2 button switch Battery connect with 2 button switch	

39775



**With Fixed Hitch Option**



**With Angle Hitch Option**

**With Angle/Float Hitch Option**